

JS14S digital time relay manual

■ Features

1. Strong anti-jamming, high reliability, used widely in industrial control systems.
2. 0.36 inch high bright LED display
3. Adopt high frequency crystal oscillator frequency splitting technique, with high accuracy.
4. Time range is wide, from 0.01s to 9999h
5. Fit to GB14048.5-2008 and JB/T 10047-1999 relevant provision.
6. Strictly produce according to standard, 9 working procedures and 5 times strict inspections.

■ Apply range

Mainly used in industrial control systems, used widely at Petroleum, chemical, textile, machinery, mining, national defence, agriculture, food, printing etc, Please make twice protection when use this product to control precious equipment or the occasion which imperil person's life.

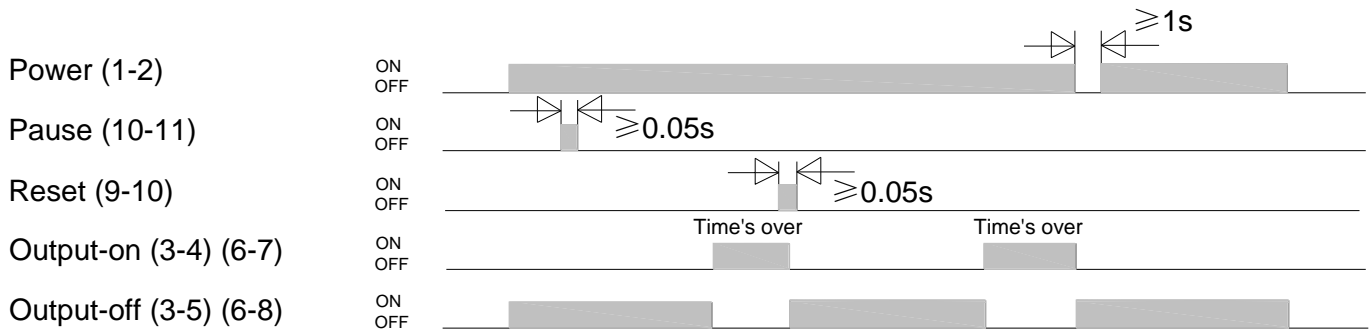
■ Main technical parameter

Supply voltage	Refer to the label of case, the voltage fluctuation is 85%-110%Ur	Mechanical life	≥1x10 ⁶ ops
Power consumption	≤3VA	Electrical life	≥1x10 ⁵ ops
Operating temperature	-5℃-45℃	Pause time	≥0.05s
Store temperature	-20℃-70℃	Reset time	0.05s
Work type	Continuous duty	Power restart	≥1s
Contact quantity	2 group passive contacts output	Time accuracy	0.02%+0.05s
Contact rating	3A@250Vac/5A@24Vdc	Mounting type	Panel, recommended Perforate dimensions is 46mmx77mm
Delay time	JS14-2: 99x 0.01s/0.1s/1s/0.1min/1min/10s/0.1h/1h multiplying power		
	JS14-3: 999x 0.01s/0.1s/1s/0.1min/1min/10s/0.1h/1h/min-s/h-min multiplying power		
	JS14-4: 9999x 0.01s/0.1s/1s/0.1min/1min/10s/0.1h/1h/min-s/h-min multiplying power		

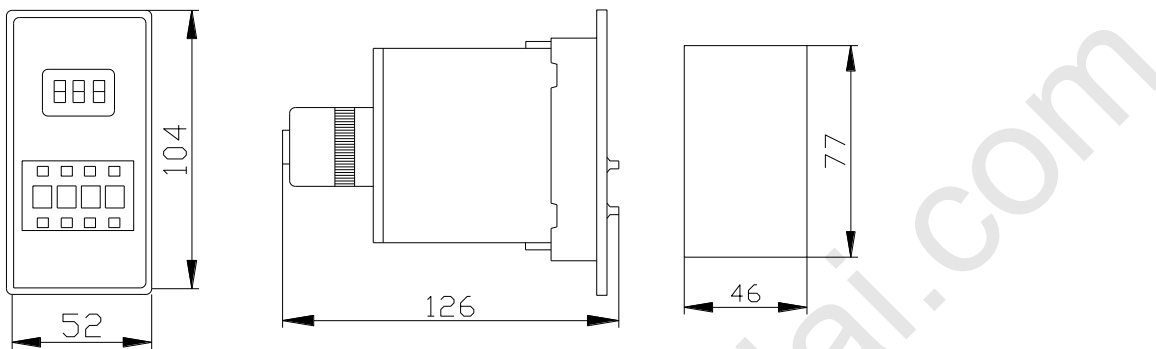
■ Electric characteristic

Insulation resistance	100MΩ min at 500Vdc	Dielectric strength	2000Vac, 50/60Hz for 1min
Anti-jamming	EFT execute GB/T17626-4 level	impact	Impact resistance: 30G X、Y、Z direction 3 times each
Anti-jamming	ESD execute GB/T17626-3 level	impact	Malfunction: 10G X、Y、Z direction 3 times each
vibration	Shock resistance: 10-50Hz(1min periods) 0.75mm swing, X、Y、Z direction 1h each		
vibration	Malfunction: 10-55Hz(1min periods) 0.5mm swing, X、Y、Z direction 1min each		

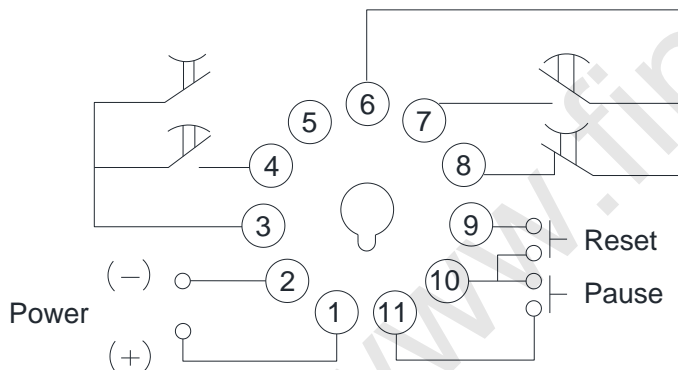
■ Sequence diagram



■ External dimensions and Perforation dimensions (Unit: mm)



■ Wiring diagram



■ Use description:

1. Please connect the wires according to the wire diagram strictly, the supply voltage and frequency must fit to the product requirement.

2. reset function: when switch on the reset terminal at any time of power on, the relay will return to initial state, reset time need $\geq 0.05s$.

3. Pause function: when switch on the pause terminal at any time of power on, the relay will remain the state of before pause, when switch off the pause terminal, the relay will go on to time.

4. The reset terminal and pause terminal must not be connected to supply voltage, to void damage the relay.

5. Try to avoid the relay's connect wires near the power line, if it is near strong current environment and reset and pause wire is long, please use screening wire.

■ Product list

Host, panel mounting card, US-11 socket, manual.